



13W SMD LED RECHARGEABLE UNDER-BONNET LIGHT

MODEL NO: **LED139.V2**

Thank you for purchasing a Sealey product. Manufactured to a high standard, this product will, if used according to these instructions, and properly maintained, give you years of trouble free performance.

IMPORTANT: PLEASE READ THESE INSTRUCTIONS CAREFULLY. NOTE THE SAFE OPERATIONAL REQUIREMENTS, WARNINGS & CAUTIONS. USE THE PRODUCT CORRECTLY AND WITH CARE FOR THE PURPOSE FOR WHICH IT IS INTENDED. FAILURE TO DO SO MAY CAUSE DAMAGE AND/OR PERSONAL INJURY AND WILL INVALIDATE THE WARRANTY. KEEP THESE INSTRUCTIONS SAFE FOR FUTURE USE.



Refer to
instruction
manual

1. SAFETY

1.1. GENERAL

- ✓ It is important to ensure that the lamp is fully charged before initial use.
- ✗ **DO NOT** turn the lamp on when it is being charged.
- ✗ **DO NOT** shine directly into your, another person's or an animal's eyes.
- ✗ **DO NOT** allow children to use the lamp.
- ✗ **DO NOT** leave battery in a discharged state. Recharge battery immediately.
- ✓ Recharge the battery at least once every six months of non-use.
- ☐ **WARNING!** Ensure Health and Safety, local authority and general workshop practice regulations are adhered to when using this light. Account for all tools being used and **DO NOT** leave them in or near the engine.

1.2. BATTERY SAFETY

- ☐ **WARNING!** To reduce the risk of burns or fire:
- ✗ **DO NOT** attempt to open, disassemble, modify or service the battery pack.
- ✗ **DO NOT** crush, puncture, short external contacts or dispose of in fire or water.
- ✗ **DO NOT** expose to temperatures above 60°C (140°).


2. INTRODUCTION

Rechargeable Under-Bonnet 1200 Lumen SMD LED worklight with three brightness settings. 180° Swivel handle for adjustable lighting angle. Each end has a 360° swivel/hanging hook and a magnet. 3.7V 4.4Ah Li-ion battery and 1.8m USB-C charging cable. Includes LED charge indicator. Max. 4hr run time.

NOTE: The battery fitted to this lamp is considered to be a consumable item and its ability to accept a charge will reduce over time. We will provide warranty against mechanical and electrical defect for a period of one year - this does not cover fair wear and tear. If the battery is not properly charged before first use, or regularly conditioned, its capacity will diminish. Under these circumstances we will not replace the battery regardless of whether the battery is less than one year old.

3. SPECIFICATION

Model No **LED139.V2**
Battery 3.7V 4400mAh Li-ion
Charging Time 4hr at 5V DC 1A
LED Type SMD
Lumen Output 1200 Lumen
Operating Time High 1hr, Mid 2hr, Low 4hr
Power 13W



4. OPERATION

4.1. OPERATIONAL MODES (Refer to fig.1)

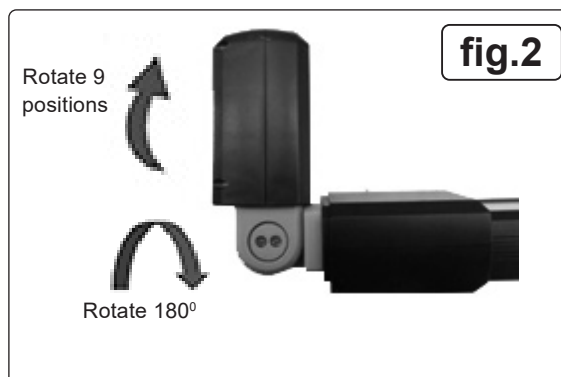
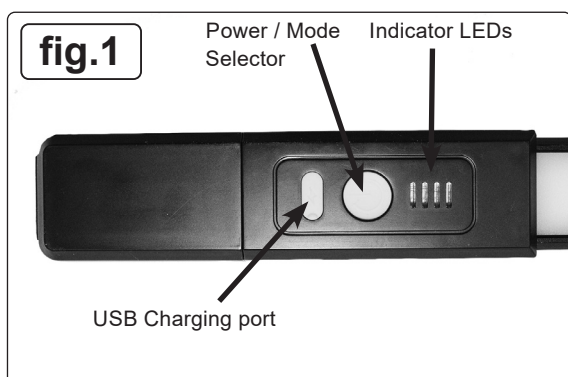
- 4.1.1. Press On/Off button once to turn the unit on. This will also light up the four LEDs (fig.1) to indicate the battery state. 4 bars lit indicates 100%, 1 bar lit indicates 25% (or less).
- 4.1.2. Press On/Off button again and the unit operates in full power mode.
- 4.1.3. Press On/Off button again and the unit operates in mid-power mode.
- 4.1.4. Press On/Off button again and the unit operates in low power mode.
- 4.1.5. Press On/Off button again and the unit switches off.

4.2. UNIT MOUNTING AND ADJUSTMENT (Refer to fig.2)

- 4.2.1. The unit is fitted with a hook at each end to enable suspension from suitable locations.
- 4.2.2. The unit also has a magnet at each end to allow it to be supported from a ferrous surface / object.
- 4.2.3. To enable lighting position adjustment, the unit is fitted with hinging/rotating elbows at both ends.
- 4.2.4. Pull the end caps out to expose the joint (fig.2). Each elbow can be rotated through 180° and in one of 9 set positions.

5. MAINTENANCE

5.1. Keep lamp clean and check for damage before every use. If damage is observed, remove from use until unit is repaired.



BATTERY REMOVAL / REPLACEMENT

Remove the screws in the black section of the lamp control section to remove the batteries.

Under the Waste Batteries and Accumulators Regulations 2009, Jack Sealey Ltd are required to inform potential purchasers of products containing batteries (as defined within these regulations), that they are registered with Valpak's registered compliance scheme. Jack Sealey Ltd's Batteries Producer Registration Number (BPRN) is BPRN00705.



ENVIRONMENT PROTECTION

Recycle unwanted materials instead of disposing of them as waste. All tools, accessories and packaging should be sorted, taken to a recycling centre and disposed of in a manner which is compatible with the environment. When the product becomes completely unserviceable and requires disposal, drain any fluids (if applicable) into approved containers and dispose of the product and fluids according to local regulations.



WEEE REGULATIONS

Dispose of this product at the end of its working life in compliance with the EU Directive on Waste Electrical and Electronic Equipment (WEEE). When the product is no longer required, it must be disposed of in an environmentally protective way. Contact your local solid waste authority for recycling information.

Note: It is our policy to continually improve products and as such we reserve the right to alter data, specifications and component parts without prior notice. Please note that other versions of this product are available. If you require documentation for alternative versions, please email or call our technical team on technical@sealey.co.uk or 01284 757505.

Important: No Liability is accepted for incorrect use of this product.

Warranty: Guarantee is 12 months from purchase date, proof of which is required for any claim.

Jack Sealey Ltd t/a Sealey Group, Kempson Way, Suffolk Business Park, Bury St Edmunds, Suffolk, IP32 7AR UK
Jack Sealey (EU) Ltd t/a Sealey Group, Farney Street, Carrickmacross, Co. Monaghan, A81 PK68 Ireland
Tel: 01284 757500 • **Email:** sales@sealey.co.uk • **Web:** www.sealey.co.uk