



AP3 R FILTER CARTRIDGE - PACK OF 2

MODEL NO: 9004



Thank you for purchasing a Sealey product. Manufactured to a high standard, this product will, if used according to these instructions, and properly maintained, give you years of trouble free performance.



REFER TO INSTRUCTIONS

IMPORTANT: PLEASE READ THESE INSTRUCTIONS CAREFULLY. NOTE THE SAFE OPERATIONAL REQUIREMENTS, WARNINGS & CAUTIONS. USE THE PRODUCT CORRECTLY AND WITH CARE FOR THE PURPOSE FOR WHICH IT IS INTENDED. FAILURE TO DO SO MAY CAUSE DAMAGE AND/OR PERSONAL INJURY AND WILL INVALIDATE THE WARRANTY. KEEP THESE INSTRUCTIONS SAFE FOR FUTURE USE.

1. INTRODUCTION

AP3 R Filter Cartridge provides protection against non toxic and moderately toxic solid water based aerosols. Suitable for use with the Sealey 9000 half face mask. Conforms to EN143:2000+A1:2006. Protects against dust, smoke and mist up to 50 x OEL. Contains an active carbon layer.

Type Examination Ref.: 0085/1694/079/02/22/0080
Notified Body: Apave Sudeurope sas (notified body number 0082)



2. SAFETY

IMPORTANT: The use limitations of these respirators depend on the type of filter they are used with as well as the conditions of the environment user work in, contaminant concentration, type of work, etc. For an effective and proper use of the filters, read carefully the following instructions and keep this document for further consultation.

- * These filters **DO NOT** supply oxygen (O₂).
 - ✓ Use in adequately ventilated areas. **DO NOT** use in case of oxygen deficiency.
 - * **DO NOT** use in explosive atmospheres.
 - * Filters should **NOT** be used in fire-fighting or to work with open flames or molten metal since the combustion of the activated carbon contained in the filters can generate high levels of toxic substances.
 - ✓ The right filter must be chosen according to concentration and type of contaminant in each case.
 - * **DO NOT** use as protection against carbon monoxide under any circumstances.
 - * **DO NOT** modify or repair the filter or cover. In case of damage or loss of seal, replace the product with a new one.
 - * Filters, combined filters and absorbers require no maintenance or repair.
 - ✓ Leave work if respiratory protection is damaged, if you have difficulty breathing and/or if you start to feel nauseous or dizzy.
 - * **DO NOT** use respirators with filters or combined filters or absorbers in closed silos, wells, canals or other closed places without ventilation.
 - * **DO NOT** use in an oxygen enriched atmosphere.
 - * **DO NOT** use in an atmosphere with unknown air quality.
 - ✓ Use cleansers also as indicated in the respirator manual
 - * **DO NOT** use if the storage took place under conditions other than those specified by the manufacturer. This may affect the shelf life.
 - * **DO NOT** remove the adapter once installed during use.
 - ✓ Ensure the type of filter is the correct one for intended use, and that you have installed both filters of the same type.
 - ✓ Inspect the filters and respirator for any signs of damage before each use. If damaged or the item has expired it must be replaced.
 - ✓ Only use filters that have been stored correctly in their original packaging as per these instructions.
- The use of filters must comply with current legislation, regulations about respiratory protection and regulations from various official bodies.

3. ASSEMBLY

3.1. BEFORE EACH USE

1. Read instruction for use carefully. 2. Make sure the type of filter is the correct one for intended use. 3. Make sure that you installed both filters of the same type. 4. Make sure that the filter as well as the respirator do not present any signs of tearing, distortions, dents, nor dirt. Should this be the case, it must be disposed of. 5. Make sure filter is in its original packaging. 6. Filter must be inspected before its use. In case of contamination, distortion and/or expiration it must be replaced.

3.2. FITTING THE FILTERS

Match the plastic filter connection with the filter holder on the mask. Press and turn the filter all the way clockwise. Repeat with second filter.






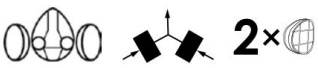
4. FILTER PROTECTION

MODEL	STANDARD/TYPE/CLASS	PROTECTION
9004	EN 143:2000 + A1:2006 / P3 R	Particles (dusts and aerosols)

MARKS	MEANING
A	Filter against organic gases and vapours with a boiling point > 65°C
AX	Filter against filter against organic gases and vapours with a boiling point < 65°C
B	Filter against inorganic gases and vapors excluding carbon monoxide
E	Filter against sulfur dioxide and other acid gases
K	Filter against ammonia and organic vapours derived from ammonia
P	Filter against particulate (dust and aerosols)
R	Filter reusable
NR	Filter non reusable
D	Filter passes the optional Dolomite clogging test

CLASS	GAS FILTERS	PARTICULATE FILTERS
1	Gas concentration 1000 ppm (0.1%)	Penetration 20%
2	Gas concentration 5000 ppm (0.5%)	Penetration 6%
3	Gas concentration 10000 ppm (1%)	Penetration 0.05%

5. SYMBOLS

					
manufacturer	see information provided by the manufacturer	storage temperature range	maximum storage relative humidity	YYYY/MM expiry date	the purifying element is obligatorily used in pairs for respirators

6. STORAGE

Storage in conditions other than those specified by the manufacturer may affect shelf life. Keep in original hermetic packing for storage and/or transport. Store in cool, dry environment away from contaminants. Avoid high levels of relative humidity >80%. **DO NOT** expose to heat or direct sunlight. Store the respirator without filters in the hermetically sealed bag supplied at room temperature, in a dry place away from contaminants. **DO NOT** expose respirator to heat temperature marked on the packaging. The ambient temperature in which the products can be used is shown on the packaging and on the product in accordance with the pictogram.

7. CLEANING & DISINFECTION

In case of damage or deterioration, replace the filter. **DO NOT** clean or maintain. The replacement of the filters must be determined through the implementation of a respiratory protection program which ensures that they are replaced before the end of their service life.

8. OBSOLESCENCE

Filters, combined filters, absorbers and cover have the production date on the packaging and on the product. The use-by date is 5 years from the production date, which is valid when stored in the original packaging in accordance with the manufacturer's recommendations.

9. FILTER DISPOSAL

Once filters have been used, they must be disposed of according to the current national legislation.

This document has been drawn up according to Regulation (EU) 2016/425 as amended to apply to GB for Personal Protective Equipment. The declaration of conformity can be accessed at www.sealey.co.uk.



ENVIRONMENT PROTECTION

Recycle unwanted materials instead of disposing of them as waste. All tools, accessories and packaging should be sorted, taken to a recycling centre and disposed of in a manner which is compatible with the environment. When the product becomes completely unserviceable and requires disposal, drain any fluids (if applicable) into approved containers and dispose of the product and fluids according to local regulations.



Note: It is our policy to continually improve products and as such we reserve the right to alter data, specifications and component parts without prior notice.

Important: No Liability is accepted for incorrect use of this product.

Warranty: Guarantee is 12 months from purchase date, proof of which is required for any claim.

EU | Sealey EU Ltd, Farney Street, Carrickmacross, Co. Monaghan, A81 PK68 Ireland

UK | Sealey Group, Kempson Way, Suffolk Business Park, Bury St Edmunds, Suffolk. IP32 7AR



01284 757500



sales@sealey.co.uk



www.sealey.co.uk